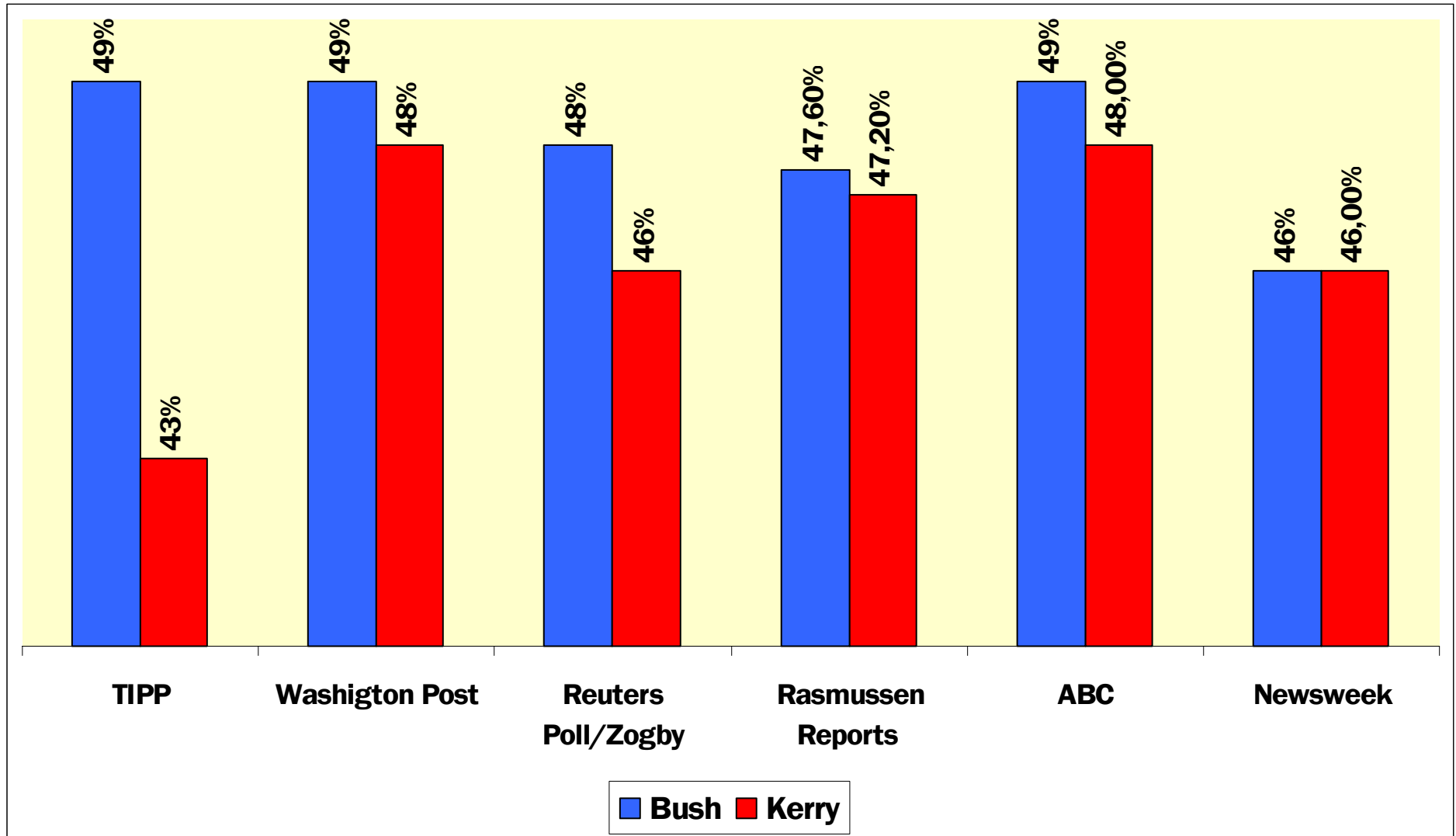




**ELECCIONES USA 2004**  
**RECTA FINAL**



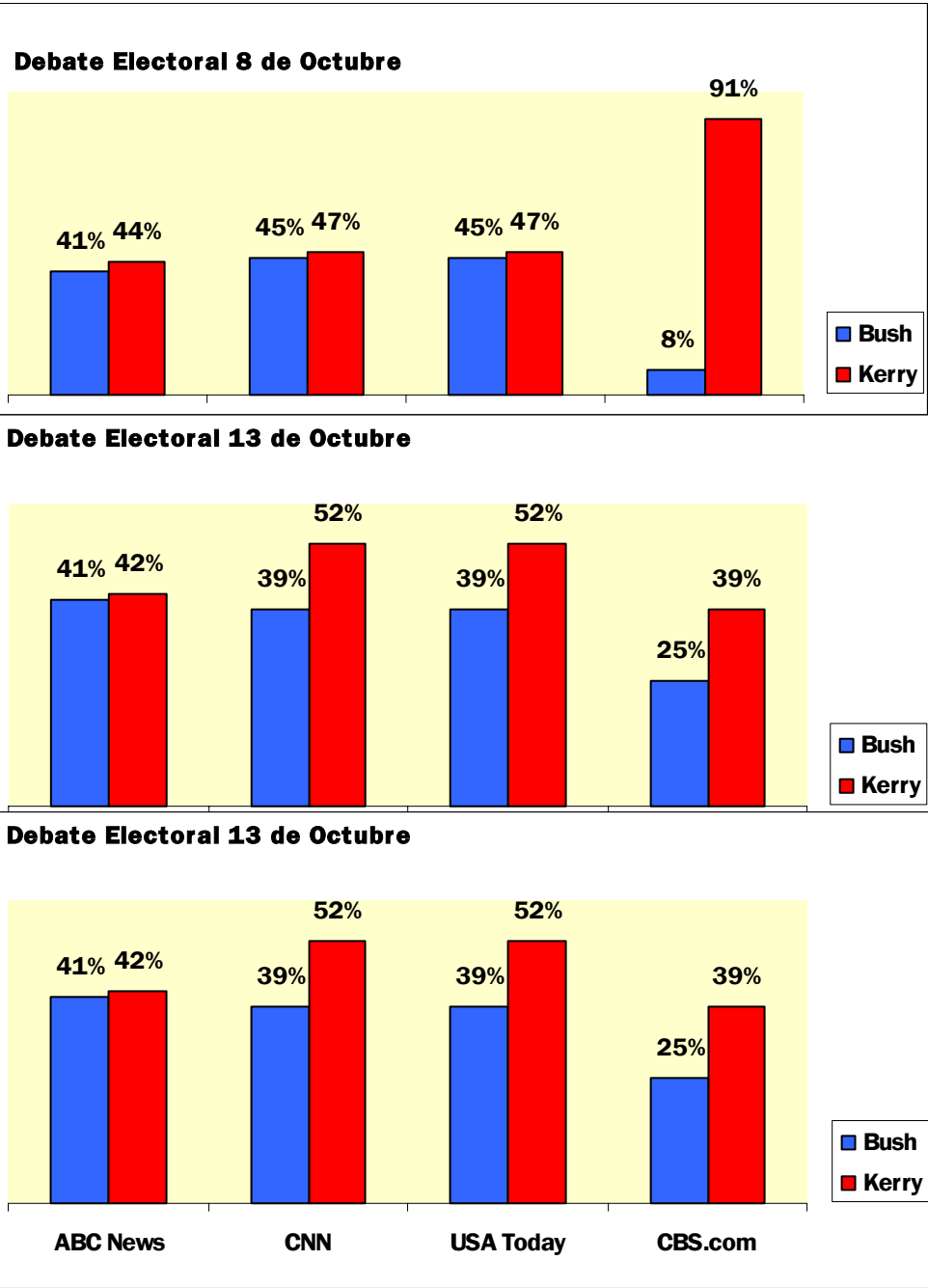
# ENCUESTAS INTENCIONES VOTO





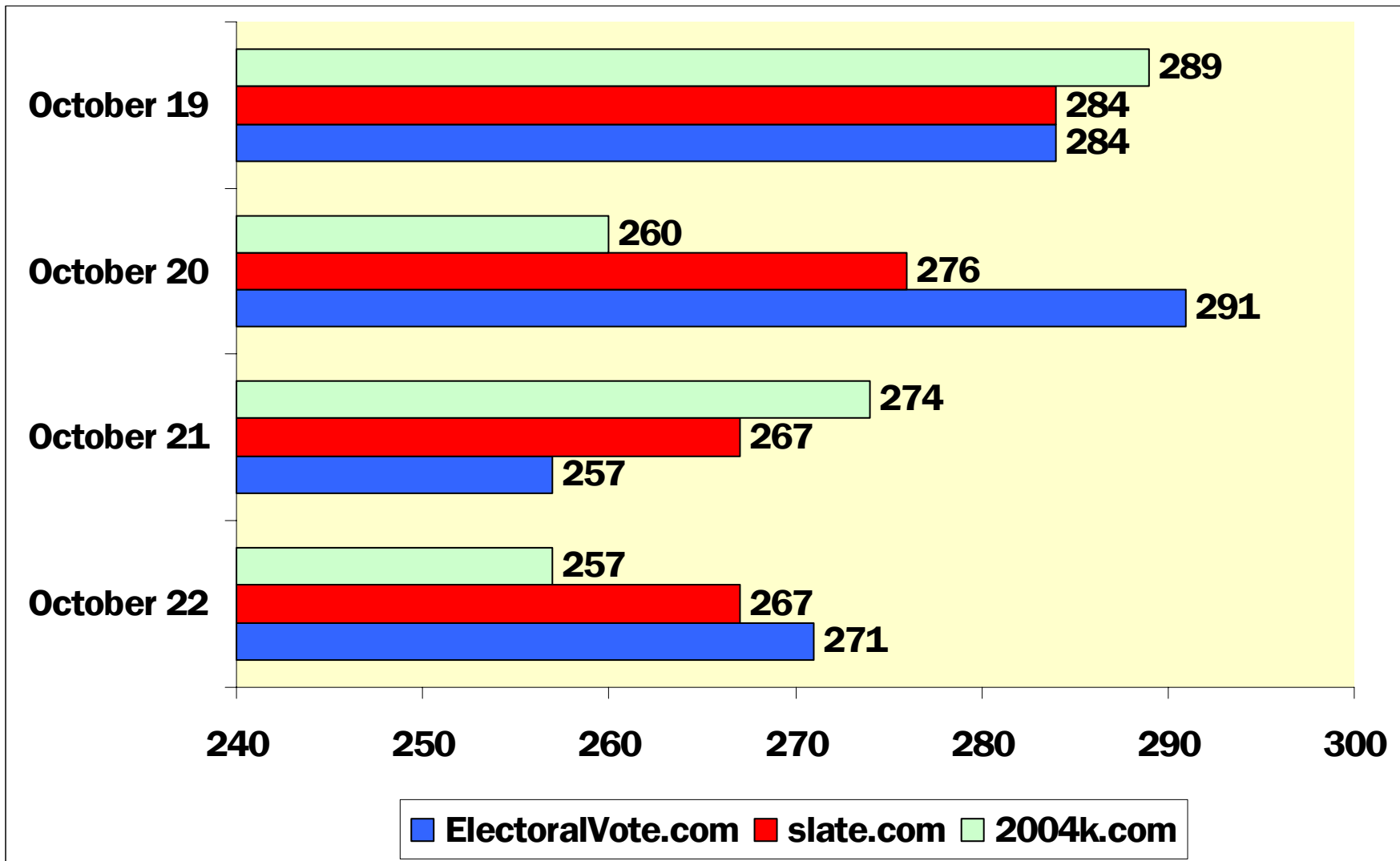
## ENCUESTAS INTENCIONES VOTO

	Bush					Kerry				
	TIPP	Washigton Post	Reuters Poll/Zogby	Rasmussen Reports	ABC	TIPP	Washigton Post	Reuters Poll/Zogby	Rasmussen Reports	ABC
October 24	49%	49%	48%	47,60%	49%	43%	48%	46%	47,20%	48,00%
October 23	47%	50%	47%	48%		44%	46%	45%	46,70%	
October 22	45%	50%	47%	49,10%		45%	46%	45%	45,90%	
October 21	45%	51%	46%	48,80%	50%	44%	45%	45%	46,20%	46%
October 20	45%	50%	46%	48,30%	51%	45%	47%	46%	46,90%	46%
October 19	45%	51%	45%	48,2	51%	45%	46%	45%	46,60%	46%
October 18	47%	50%	45%	47,50%	51%	44%	47%	45%	47,30%	46%
October 17	47%	50%	45%	48,50%	50%	43%	46%	44%	46,40%	47%
October 16	47%	50%	46%	48,3	50%	44%	47%	44%	46,20%	46%
October 15	47%	48%	48%	49%		43%	48%	44%	45,50%	
October 14	46%	48%	48%	48,10%	48%	42%	48%	44%	45,90%	48%
October 13	46%	48%	46%	47,60%	48%	43%	49%	45%	46,20%	48%
October 12	45%		45%	47,40%	48%	44%		45%	45,80%	48%





### PREVISIONES VOTOS COLEGIO ELECTORAL





## PREVISIONES VOTOS COLEGIO ELECTORAL

Colegio electoral	Bush			Kerry		
	ElectoralVote.com	slate.com	2004k.com	ElectoralVote.com	slate.com	2004k.com
October 25	285			247		
October 24	254			253		
October 23	254			257		
October 22	257	271	271	271	267	257
October 21	271	271	237	257	267	274
October 20	247	261	251	291	276	260
October 19	247	254	232	284	284	289
October 18	247			257		
October 17	247			253		
October 16	257			243		
October 15	284			228		